



Editorial Team of the Year!

Congratulations to our DCGS Chatter champions!

The DCGS Chatter team have won the award for Editorial Team of the Year in the **First News** School Newspaper of the Year Awards 2018-2019.

DCGS Chatter, founded in January 2018, can only be found online on the Dane Court website, and has had over **12,500 downloads** to date. Content is produced by the Chatter editorial team, currently numbering 73, and it is this diverse group who produce the engaging content each term. The Chatter team see themselves as, **“one very big, happy family”**, and it is their true sense of teamwork and fun which has helped them win this national award.

First News is a national newspaper for children which, since starting in 2006, has a weekly readership of over 2 million online and in print.

We are all so very proud and would like to thank our sponsors, the Dane Court Parents' Association, for all their support.



FirstNews
NEWS TO GET YOUNG PEOPLE TALKING

The award for **Editorial Team of the Year 2018-19** goes to...**DCGS Chatter!**



EDITORIAL TEAM OF THE YEAR DCGS CHATTER



The lively voice of the editorial team at Dane Court Grammar School shines through in their termly newspaper. This large team of 73 people work very hard investigating stories, involving their readers and creating their engaging newspaper. They describe their club as “one very big, happy family” and since they started in January 2019 have had an amazing 12,500 downloads of their newspaper.

To Chatter: a BIG Cheerful Sparrows, “Thank you”.

Dear DCGS Chatter at Dane Court Grammar School

15 June 2019

Thank you so very much for your generous bake sale donation of £120.38 to The Cheerful Sparrows Thanet Charity. Your monies will go toward helping those in Thanet who are in need, including children, families and those in The Cheerful Sparrows Wards at the QE&QM hospital.

Best wishes

Jane Williams

Treasurer The Cheerful Sparrows Thanet Charity



In this summer Chatter edition...

Pages 3

The BIG Debate - School Rules

Page 4

Mr Jones - our new Head



Page 5

Year 10 Entrepreneurs

Page 6

Students on Stage

Page 7

Cakes and Ciao Mrs Walsh



Page 8

Sports Day in Colour

Page 9

Star Student Focus



Page 10

It's time to say 'Goodbye'

Page 11

Who is that masked stranger in red?

Pages 12

Pedal Power

Page 13-14

Learning from experience and gaining the rewards



Page 15

Y8 go to Kent University

Page 16

BBQ First Aid

Page 17-19

The World Around Us

Page 20-27

Final Week of Term Projects



Page 28

Ellie's Savoury Scones

Page 29-31

Fascinating hobbies for your spare time

Page 32

Get off to a head start in September - TIPS

Words from the Editor



So, finally this amazing DCGS Chatter team has been recognised for their hard work and success in delivery a school newspaper. To know that they feel they have created, 'one very big, happy family', is exactly what our aim was when setting Chatter up in January 2018. This family, within the greater Dane Court community, is a sight to behold, particularly when a tin of biscuits appears on the table. They definitely become like a family of siblings until every last crumb is vacuumed up! Well, there will be many more packets of biscuits and an end of year picnic to thank them for all their hard work and their tremendous success in becoming First News Editorial Team of the Year 2018-2019.

It has been a whirlwind of activity this term, and the Chatterers have excelled themselves by joining with DC Radio, to bring radio reports and news bulletins during the last week of term. This together with writing a newspaper and, with half the team in Germany, it has been somewhat challenging but they succeeded once more.

All students and staff have earned a restful summer holiday, so make a note of those great holiday stories to share when we return to school on Wednesday 4 September or email us on Chatter@danecourt.kent.sch.uk

The Ed.

This Chatter Team...

Lilah Ainsworth 7N * Joe Baker 7D
Thomas Cadby 7N * Izzy Denby 7N * George Hall 7N
Harry Nash-Smith * Jacob Rae 7H
Ethan Ryan 7H * Eloise Walters 7S
Oscar Whitehall 7S * Jenny Allan 8D
Erica Cousins 8D * Tasneem Daud 8H
Eleanor Golding 8H * Faith Philpot
Sophie Tyler 8T * Skye-Louise West 8T
Jamie Raven 9S * Grace Williams 9S *
Jacob Cherry 11S * AONM 11D
Angel Foster 6B2 * James Isaacs 6H1 * Jay Lau 6B1
Mr Alderson

**with a little help from
Mrs Cronin, Mrs Finlay and Mrs Hutchings**



The BIG Debate



Should school rules apply to everyone?

There are many perspectives into a story like this. While most of the views are split our debate ran on, and on, and on. Students versus teachers.

The Students suggested that school rules should apply to everyone.

“Why should teachers be allowed to wear jewellery when we are not!”

Students suggested that while they are in school, teachers should set an example. They should wear minimal jewellery, minimal makeup and wear smart clothing. That they are suppose to set the example for the students and **if they do not look and act smart then why should they expect us to.** Why should we be made to wear uniforms, and have very few accessories, when teachers can walk into school however they want with no consequences.

Noting a country of democracy, **Jaan 9S said, “King John signed the Magna Carta so that rules were followed by all. Why should teachers be exempt?”**



George 7N presented the fact that teachers threaten to or take students phones away if it goes off. BUT, every day teachers phones go off in lessons. They should not be able to take away our phones but have theirs out.

However, teachers have a different view and they believe that they should be allowed to wear what they want. Explaining how they do not need to conform to those rules as they are no longer students, **Mrs Stivarius said, “We have done our school bit, now we can do what we want.”** It seems that teachers feel like they have greater things to be doing, than sitting around making sure they abide by all of the schools rules on uniform, accessories, phones and more.

Eloise 7S would just like the opportunity to finish a hot drink on a cold day, or wear a scarf in the classroom when it is cold - just like staff. Who can honestly finish a hot chocolate in the 15 minutes of break time? If we behave like staff, **“They are on us like hell!”** She also felt that PE should be done by the PE staff. However, **Mr Jones** countered that with the thought that, **“if the poor PE teachers had to do every lesson, they would be exhausted.”**

Harry 7N says, “It’s time to flip the tables!” Teachers should follow the rules, not us. And with that in mind, **George 7N** thinks we should have **a sponsored day where students teach and staff follow the rules.** Now there’s a thought...

Jacob 9B felt that without rules it would lead to “Communism”.

Jay 6B1 is disgruntled as teachers do not line up for food, they just push in. Nor do they help move tables in plazas for assemblies, they just say a year group

So, should teachers set a good example to students? Make sure that they show that this school is full of respectable people of all ages and responsibilities. Or, should the teachers who have already gone through many years of studying be allowed to behave as they please when here? Or should students just be allowed to accessorize, drink hot drinks in class, and use their phones at all times? The final word from The Ravenmeister...

“We can’t just go around killing people willy nilly, we have rules so we don’t do this. Why should teachers ignore them?”

That Guy, Jacob Cherry 11S



Meet the new Head



EXCLUSIVE: Mr Martin Jones, Head Teacher of Dane Court Grammar School

Ellie Golding and Tasneem Daud 8H, jumped at the chance to interview our new Head. Here they share their EXCLUSIVE INTERVIEW with you.

Ellie and Tas: How did you feel on your first day at Dane Court?

Mr Jones: **I was very excited to meet all the staff and students. I really enjoyed doing an assembly for everyone in Years 7 and 8 where I spoke about the importance of being kind and listening to each other.**

Ellie and Tas: What were your professional experiences before you joined Dane Court?

Mr Jones: **I have been deputy head in two schools. Before that I was a head of History and Politics. I've worked in three different schools in Kent and one in Essex.**

Ellie and Tas: Who has been your greatest inspiration in life?

Mr Jones: **My old history teacher, Mr Jackson - he inspired me to become a teacher.**

Ellie and Tas: What do you consider to have been your greatest challenge?

Mr Jones: **Sharing an office with Ms Greig, she's a bit untidy sometimes!**



Ellie and Tas: What do you consider to be the biggest challenge to face our generation?

Mr Jones: **To tackle Climate Change. This will nurture us all changing the way we live, work and travel. I'm optimistic that young people will be able to solve these huge challenges.**

Ellie and Tas: What is your favourite book?

Mr Jones: **I don't have a favourite book. I like books by John LeCarre and John Irving. I recently read a book called "Educated" by Tara Westover which was really inspiring.**

Ellie and Tas: What about a favourite film?

Mr Jones: **"It's a Wonderful Life" (but you have to watch it at Christmas)**

Ellie and Tas: What was your favourite subject at school?

Mr Jones: **History, but I also enjoyed sports.**

Ellie and Tas: What advice would you give to the students?

Mr Jones: **Always work hard and be kind to each other.**

"I really liked Mr Jones."

"I thought he seemed like a very nice man."

Ellie and Tas 8H



Y10 Business Leaders



Macey Boulton, CEO of Koleni



From left to right:

Mr Towe - Best Business Guru,

Izzy Brown - Advisor,

Sophie Ingoldsby - Design Director

Abbie Debling - Secretary,

Macey Boulton - CEO,

Tamzin Clark - Finance Director,

Adam Thompson - Presentation Coordinator,

Alfie Stocker - Technical Coordinator,

Jake Woods - Advisor.



“Koleni - keeping you and your family connected.”

What is Business of Enterprise?

A programme that requires students from schools to create a product or service, including making a presentation and pitching it to others. This year we competed against 1,100 schools from South East England in the competition.

How well did you do?

We were runners up in Dane Court school finals. We got to the semi-finals held at Cummins, then the finals which were held in London at the Natwest headquarters. We also had a second DC team who got to the finals - SIC - who had won the in-school finals and therefore had fast-tracked to the London finals.

What did you do and how?

We created a watch. We had prototype elements of it working and created a presentation and scripts, to make it better.

What did the watch do?

The watch was created to help people with dementia and their carers lives easier. It featured GPS tracking, food drink and tablet reminders, a full sensor and a notifications to your family if something went wrong amongst other things. RRP £300.



How was it judged?

The judges were corporate business leaders who were unanimous that our team were the winners, and our Koleni prototype watch cemented that decision.

What we gained from the experience:

- Different skills- confidence and public speaking.
- Teamwork and friendship. We are proud of our group it could not have been any better.
- We got £50 each and certificate.
- We had to be open-minded to make it work.



Bugsy Malone



Reported by Bugsy dancer Ellie Golding 8H

“Dan Stan’s” Grand Slam!

Our production this year has been very **fun to rehearse and be in!** A lot of the characters are very stupid and silly so it is interesting to see how people make them their own.

I am a dancer and am extremely happy to be part of such an amazing show; it has actually been **one of my favourite musicals** since I was quite young because the cast is all children!

My favourite part is when I dance with one of the characters, Fizzy, played by Sonny. It allows me to really escape whilst dancing and enjoy the moment. I also love it when Dandy Dan’s Gang come on to **shoot everyone with splurge**. It is very funny to see how much people hate it!

We really have worked our socks off this year to entertain you all. **I would like to thank Mr ‘Dan Stan’ Stanley, Mrs Radley, Miss Fox and the art department for really making it a hit this year!** It feels as though the time of Bugsy is ending, however, it is only just beginning.



REVIEWS: *Bugsy Malone* was an amazing night that **showcased many skills of our school’s amazing actors, musicians and technicians**. On the last nights of each cast they brought, Mr Stanley, Miss Radley and Mrs Fox up to the stage to be splurged, much to the teachers surprise. **It was a great laugh** and along with the cast, they sang the encore on stage covered in it. It was extraordinary fun, and **everyone who saw it loved it**. – Connie Chesters 7D 😊

When I spoke to **Mrs Holmes** her first comment was, **“It was excellent!!!!”** She said that her favourite part was the song ‘Fat Sam’s Grand Slam’, and claimed that Tallulah, **“owned the stage”**, with her very powerful voice on the Thursday night. **One of her favourite characters was Adam Marshall as Fat Sam**, and Mrs Holmes said that the accent and body language, **“blew her away”**. – Oscar Whitehall 7S 😊



Bliss Charity Bake Sale



Charity Guru, George Hall 7N

Bliss
for babies born
premature or sick

I chose Bliss as our next Chatter Bake Sale Charity because me, my sister Lucy, and our mum did a **Christmas concert** for old people and **raised £50** with my grandma's help. It was actually my brother, Thomas', idea because his school had previously raised money for Bliss

Bliss takes care of premature and sick babies to help them survive. With this bake sale we have raised **£79.80** so far, with another day to go!



Jacob's popcorn!



Mrs Alison Walsh - Time to say Farewell

After 40 years of teaching, and nearly 29 years at Dane Court, **Mrs Walsh is hanging up her whiteboard pen** and retiring from teaching. Her energy and passion have inspired thousands of students over the years, and Dane Court will be a very different place without her. We have asked past staff and students for their memories of Mrs Walsh, and these are some of the things they had to say:

"The most theatrical, passionate, gorgeous person"

"She inspired in me a love of literature"

"A Scottish whirlwind...such a pivotal figure in the Dane Court world"

"An incredible, kind and nurturing teacher"

We'll miss you, Walshy. Goodbye and good luck from everyone at Dane Court xxx



Sports Day



A legendary day of fun for everyone but Tallinn were victorious!





Focus on...LOUIS ELDRED



Key to the school - "It was extremely enjoyable and I loved every part of it!"

Louis Eldred 7D received more than 100 achievement points. Being the first student this academic year to do so, Louis was given the 'Key to the School'. This means that Louis, "got to choose my own lessons for the day."

Louis chose: P1 Art with his own class which kept a normal start to his day, P2 Sports Science GCSE which was really fun and he watched a video about two climbers trying to climb up the **world's steepest mountain, Trango Towers in Pakistan**, the resilience they had to draw upon, and how they had to encourage one another in spite of life threatening injuries, P3 Biology with Mr Howard and Y12 where he learnt about **immunity and how bacteria enters the body**, P4 with Y7 again taking part in house rounders practise where Louis joined Tallinn and scored four rounders, and finally P5 for a session of House Drama where Louis played Pictionary and a quiz game.

Working hard to receive the "Key to the School" means you get to pick your favourite lessons with your favourite teachers and you can just enjoy yourself!

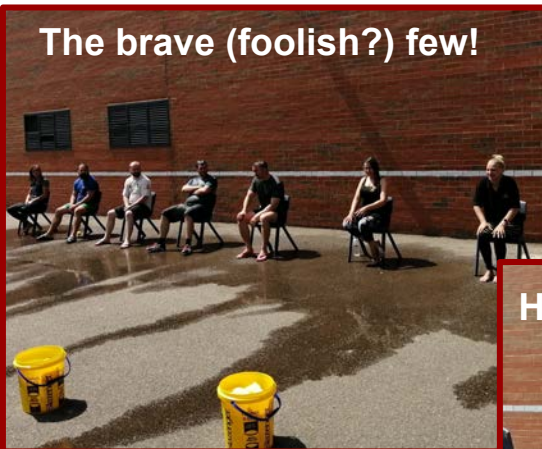
The photo shows Louis on Sports Day having received the gold medal for first place in the 200m race. He also came second in the 1500 m, and 4th in the 100 m relay with his team Jake Burgess, Jevesh Armstrong and George Howarth.



Fundraising for UNICEF - Soak the Teacher

Sponsored splashdown organised by Miss Downes.

The brave (foolish?) few!



Sneaky Mr Rye!



Poor Mr Spill-it!



Hey! Cheeky Mrs Radley ;)



£370 raised for UNICEF!



Fond Farewells



Report created by Sophie Tyler 8T

MR AND MRS WOOD DEPART

* Best Dane Court moments?

Mr Wood: Too many best moments to list but up there was the Iceland trip with Whitey, Wallace, and Mozza, the school productions over the years and sports days.

Mrs Wood: **I have loved every minute working at Dane Court.** Best moments for me include the many times me and my wonderful classes have set something on fire or exploded something or made things change colour/ smoke/bubble in chemistry lessons.

* Worst Dane Court moments?

Mr Wood: Worst moment... probably leaving the school!!

Mrs Wood: Worst moment is easy: leaving - obviously!

* Could you sum up your time here?

Mr Wood: Summing up my time here...started as a physics teacher, became head of Year, head of House and then assistant head. Personally, I got married and had children. All the big things in my life happened whilst I was at Dane Court, and I will never forget that.

Mrs Wood: Dane Court is a very special school, and it has been my pleasure to work here. We are moving back to Devon to be closer to family while our two little girls, Emma and Alice, are still young. If our family were closer we would probably never leave Dane Court! Good luck to you all and keep Dane Court the wonderful community it is.

* Who will you miss the most?

Mr Wood: I will miss my wonderful physics students the most, particularly not being able to finish off teaching the IBHL course to my Year 12s, and **my Year 11 class this year were amazing!!**

Mrs Wood: I will really miss all the wonderful staff in the science department who work so hard for the students at Dane Court, and the lovely students in my classes - **it has been a privilege teaching you.** If the students in my new school in Devon are half as wonderful, and full of curiosity, and ask brilliant questions as you lot, I will be very happy!

* Anything else?

Mr Wood: I wish the best of luck to **Ian Wallace. As a Spurs fan, he definitely needs it.**



Top tip... Work hard, be nice!



Mrs Stephens - SEN, PE and the Cover Supervisors will miss you!

* My best moment was when I suggested to Y9 PE they could wear hats to keep warm outside. One student said, **"Ooh, can it have feathers?"**

* I will miss many members of staff who have made me welcome in so many different departments, particularly **the Cover Supervisors and their support for each other.** Oh, and PE who eat a lot of donuts!

* I would like to say, **'Good Luck'**, to everyone as they head towards a new academic year with a new head teacher. **You have a chance to continue the hard work from the previous year or the chance to take the opportunity to start afresh.**

* I am off to another school to work as an English and Humanities teacher - gone are my days of organising PE groups in my spare time! It will be marking, marking and more marking!

* **TOP TIP: Be nice to each other and make the most of all the fabulous opportunities that are on offer to you. Oh, and buy yourself a football - you'll always have friends!**



The Sports Day Bandit



The Ravenmeister

Who exactly is the man behind the mask? I interviewed him to find out...

Jamie: Well, first off, just let me thank you for the interview.

Sports Day Bandit (SDB): No problem.

J: So, my first question for you, who exactly are you?

SDB: I am the Lord of Darkness and the One True Prince Of Evil, winner of the Chorley Garden Competition 2016, Former Head of Marketing for Fox News and Chief Thought Provoker at the Detective Show Addiction Support Group.

J: ... Impressive stuff, I'm sure. And you still manage to find time to be the Sports Day Bandit?

SDB: Oh, no, it's not a permanent thing. Like... I do it once a year and that's it.

J: Would you care to elaborate on that?

SDB: No.

J: Sports Day Bandit, would you describe yourself as an urban legend?

SDB: Well, not when there's people listening.

J: Are you implying that you would call yourself an urban legend in private?

SDB: ... I certainly wouldn't deny it in private.

J: And it's been noticed that you've been continually adding accessories to your costume - the cape, for example. Is this going to continue?

SDB: It will continue until either I no longer attend Sports Days or I collapse of heat exhaustion under all my accessories - whichever comes first.

J: Who do you expect to win this year?

SDB: My money's on... the roof, I think. Someone threw my trousers up there once whilst my wallet was in them and I haven't been able to get them down.

J: And what do you think about Theresa Ma-

SDB: Hush, boy. No politics. It's Sports Day. We already hate each other enough.

CONTINUED OVERLEAF (probably)





DC Radio Fundraisers



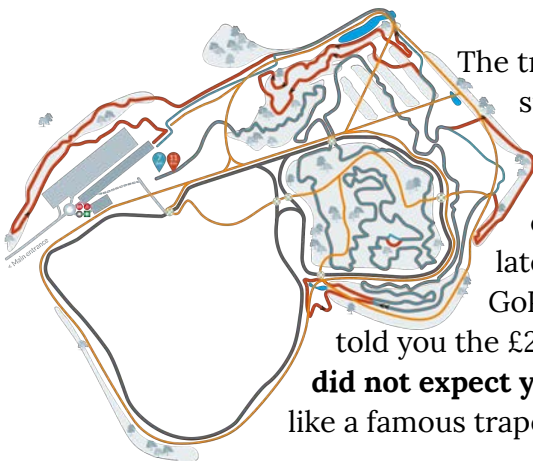
By Alfie Stocker 10N, with the help of the Radio Team

“One single hill we dubbed, ‘Murder Hill’”

It was a warm Sunday in July, and after getting on the 10:05 train from Broadstairs to Deal, one of the most tiring days of the year began. **Alex Greves, William Clark-Steel, Pasan Siriwardana, Alfie Stocker and Rhys Gardiner** ventured to Betteshanger Country Park. The grey sky was a reminder of the nature of the task we were about to undertake but we knew it was worth it - for today we would cycle just under **250 km to raise money for Dane Court Radio and Pilgrims Hospice.**



We arrived (after getting lost in the mere mile from the train station to Betteshanger) in high hopes and got geared up. We were prepared. **No challenge that would be thrown at us today was too much...or so we thought.** However, within the first hour, with around 17 km cycled each, we stopped for refuelling. We had already developed a large amount of hate for one single hill which we had dubbed, “Murder Hill”.



The track on which we were cycling today was a 3km circuit with a tarmac surface and a lot of wind. However, not all of us stuck to the tarmac - some of the team tackled, **with the skill of Nino Schurter**, the mountain bike trails; with both the 7 km blue trail and 11 km red trail providing challenges. One lost pair of sunglasses, **a grazed knee and stung legs** later - we emerged triumphant. Oh, what great fun I have had watching the GoPro footage back. And, not all of us stuck to our saddles either. Alex, I told you the £250 from You’ve Been Framed would be great for the GoFundMe, but **I did not expect you to speed down a hill and fall off... it was quite spectacular.** It was like a famous trapeze artist being hit by a high speed train!

And, of course, it is on the homewards stretch stuff starts to go wrong. With Alex having a fight (and losing) against the curb, and **Alfie and Alex's chains falling off - we were doomed to miss the train.** And we did. In the hour we had to kill, we reflected on the day. We all agreed we had given it our all and everyone is proud of what we had achieved and how much money we had raised (which is £195 at time of writing). We all agreed that we should do it again, next time pushing ourselves further for longer and aiming to raise more money for another amazing charity.



Top row L to R:
Will - 41km; Alex -
45km; Pasan - 45km

Bottom row L to R:
Rhys - 53km; Alfie - 58km

Total: 242km in 3 hours!!!



Dane Court: My First Year



By a reflective Dylan Hill 7B - first heard on DC Radio on Tuesday 16.7.2019

My first year at Dane Court has been a rollercoaster as there have been multiple ups and downs, but it has also been very fun. I have had many great experiences, like going on trips to London to see the performance of **“Wicked”** at the Apollo Theatre, and participating in the **Year 7 Medieval Banquet**. The best thing about the banquet was the food, like the bread we freshly baked.

On Transition Day, I felt quite overwhelmed because I did not know anyone. As the year has progressed **I have made some great friends**. The teachers here are extremely kind as they try to help you as much as they can - meaning they sacrifice lots of time for the students. There were also some very difficult experiences but I am trying to learn from my mistakes. **I feel that I can definitely make a better effort next year.**



Dylan enjoying a glass of 'wine' at the banquet - served by a peasant!

Dane Court does many charity events like a 15km sponsored walk that we did on Monday, and other **fun events like Sports Day**, which was last week. Overall this year has been very unbalanced, however, **next year I will improve from my mistakes and have a better year in Year 8!**






What Children Need



That Guy, Jacob Cherry 11S & Rewards by Sophie Tyler 8H



In today's society, children need lots to keep them eager to learn. However, it is not always met.



“Expect them to try their best and praise them for that.

When you do, you will see the true potential; see what your students are destined to become”

Jacob Cherry

In schools, children are expected to be the smartest in the world, expected to know the answer, and always expected to be correct. But that is not how it should be.

Children need encouragement to keep working at their best. Get given some praise for putting themselves out there and working hard. But that is not how it works.

In our school, those who work hard are supposed to get merits to tell them they are doing great. Which is great when you are in **Year 7 where the teachers shower you with praise.** Congratulate you at every hurdle crossed. But that does not last. The children enjoy the praise, and it makes them think they are doing great, so they do loads and loads of work and put in lots of effort. But **in the older years the amount of praise received dwindles.**

As the years go on, the teachers give you much harder work and expect more research, time and effort put into them. However, they give the students hardly any praise. They do not praise the kid who struggles in class but put in lots of effort to get a grade 5, and they do not praise the smartest kid who got a grade 9. The problem with this is that **without the praise students do not feel the need to work as hard** anymore. They do not feel like what they are doing is enough and slowly start to give up.

The students go from hard-working pupils to bored and do not work at all. **They no longer see the worth in working hard** and they do not see the point either when they get nothing out of it.

Therefore, many students are not getting the grades they could get because **motivation is lacking.** But that could all change.

Teachers or parents should praise the child when they do good work; **when they try their best, even if it is not the top in the class** but they did everything they could do. If they praised those who did their best and those that put in the most effort, then children would be more inclined to work, they would be more inclined to learn more. **Do not expect them to all be the smartest in the class,** knowing just as much as you. But expect them to try their best and praise them for that. When you do that you will see the true potential of the students and see what they are destined to become.



New DC Rewards System

Dane Court are working to introduce a new rewards system for students in September 2019. **Miss Loveday will be our new Rewards Leader.**

Q: What is the plan? “Each pupil will receive a sticker when they get a merit. The sticker will have a code on which pupils will logon to their online 'mystickers' account. Each merit will be worth a house point like the existing system. However pupils will earn rewards which they can choose for different numbers of points.

Q: How do pupils get merits? “Merits will be rewarded for different reasons but overwhelmingly for showing a positive attitude to behaviour and learning.

Q: What rewards are there? “There will be a variety of rewards, some of which are still being finalised.”

So, be on your best behaviour and work hard to reap your rewards!

Sophie Tyler 8T



Year 8 at University



Roving reporter Tasneem Daud 8H



On the 25 June 2019, **World Languages Day**, twenty-eight Year 8 students arrived at the **University of Kent in Canterbury** for a language programme. Schools, including Barton Court Grammar School attended.

Firstly, **Science in Spanish!** Unfortunately this year the Y8s do German and French so we hardly understood anything. Luckily, some words were more obvious than others, and the topic was states of matter, a topic we had covered over the last two years. **The experiments were unbelievable!** One included filling a glove with the dry ice and as it grew bigger and bigger we thought it would explode - thank goodness it did not!

We were then escorted to our lessons by a pair of university undergraduate ambassadors.

Lesson 1 - **Japanese:** We studied **basic phrases**. Did you know there are three types of alphabet in Japanese and one of them contains over 10,000?! We also learnt about Japanese history, where Japan is and what it is famous for, including **sushi, Mount Fuji and cherry blossom**.

Lesson 2 - **French:** In 'French beyond France', we learnt about the **French colonisation** of the world. Some of the countries were: **Seychelles, Republic Democratic of Congo and Canada**. This was a rather interesting French lesson because it was a combination of geography and history.

We all sat outside for lunch and during that time there were competitions against the other schools where we could win prizes including sweets.

In the afternoon we could participate in Rueda Dancing, African Drumming, or Classical Tales, the one I chose to participate in. We enjoyed listening to Odysseus' story to the underworld. We interpreted the underworld and why the Greeks believed in these stories. We then had a drawing competition (my favourite!) in which we had to draw our map to the underworld. Although I didn't win I was proud of my drawing!

“Overall, I found this trip an amazing one even for those who are not good at languages. Not only did we learn the basics, but we went beyond and that is why I found the trip so great!”





First Aid



St John's Ambulance trained Skye West 8T

As summer is approaching and people are having barbecues, all eating hot dogs, burgers & more, so I thought I would write about how to deal with choking and burns.

BURNS

When dealing with burns, there is a few things that you should think about before treating. You shouldn't remove anything sticking to the burn. Do not over cool the casualty as there is a risk of lowering their body temperature too much. Do not use lotions, ointments or creams. Do not use adhesive dressings. Finally, don't break any blisters.

- 1) Do not touch the burnt area. You should ideally wear gloves for health and safety reasons, but you can still deal with it without these.
- 2) Leave any clothing stuck to the burn in place unless it's contaminated with chemicals.
- 3) Leave any blisters intact.
- 4) Hold the burn under cold running water for 10 mins or until the pain settles. While you do this, remove any jewellery or other constrictive clothing.
- 5) Cover with a sterile dressing or kitchen film. **If the burn is severe - call 999!**



CHOKING

Choking can happen quite often especially in a younger infant. This is why it's a good idea to train yourself to do it or at least briefly understand.

- 1) Ask the casualty if they are choking.
- 2) Encourage them to cough, these may allow them to start breathing normally. If they are still struggling continue with the following steps.
- 3) If they cannot clear the object independently by coughing, support them with one of your hands whilst leaning them forwards. Give them 5 back blows between the shoulder blades. These should be hard but not too hard that they would injure the patient further.
- 4) **DO NOT DO ABDOMINAL THRUSTS ON AN INFANT.** If they are an infant, do step A. You should do step B on an adult only.

Step A INFANT -

- Lay the infant face down on your thigh whilst supporting the head. Give the child up to 5 gentle but firm blows on the back.
- Then turn the infant over and check their mouth. If choking persists, carry on with step A.
- Place 2 two fingers on the breast bone. One finger should be below the nipple line and push downwards.
- Check their mouth. **If the obstruction still has not cleared - call 999!**

Step B ADULT -

- Stand behind the casualty and link your hands below the rib cage. With your lower hand clenched in a fist, pull sharply inwards and upwards.
- Check their mouth if the obstruction is still there.
- **If they are still choking - call 999!** Repeat doing back blows and abdominal thrusts until help arrives.





Save Our World



Erica Cousins 8D and Oscar Whitehall 7S

Many people are deterred from SUSTAINABILITY because they think it is difficult or expensive, but that just is not true.

Why should I? Sustainability is one of **the** most important problems on the planet right now because if it were not for sustainability there would be no planet! It will not affect our generation, but if we do not act, then in 11 years time the effects will be irreversible.

What can I do? There are so many ways to help from ditching all plastic and waste, to simply picking up litter and recycling. A few cheap alternatives for everyday items are:

- A reusable water bottle
- A metal straw
- A bamboo toothbrush
- Make sure to use a recycling bin
- Buy second hand clothing
- Eat less meat and more vegetables
- Grow your own food



Sustainability can be for everybody. If you have no money at all it can work in favour of you and your lifestyle! **A reusable bottle can last a lifetime**, and cost around £8, while the average person spends roughly £250 on plastic water bottles in just one year. If you have a single use plastic item then that can also be **reused again and again**, and can even be crafted into something new for little or no money. **Saving on electricity so saves money and the planet at the same time.** Really, being sustainable only costs as much as you can afford and there is no reason not to try.

Climate Change

There are some theories that hydrogen makes up over 70% of the worlds climate change, but **water vapour and hydrogen have no effect on the ozone layer.** In fact they help the ozone layer as it is partly made up of hydrogen. The climate is one of the huge issues due to the rising heat - we may love it but the ice will melt, then **soon you and me will be swimming with the fishes by 2050.** If you are worried about the environment, then perhaps try cutting down on your CO₂ emissions. Some tips on this are

- 1) Try to **cycle to different places** instead of driving or getting the bus.
- 2) Try to **fly only once a year** or try to use electric trains.
- 3) Try to invest in an **electric or hybrid car as they reduce your carbon footprint** by a lot.

Recently it has emerged that there is a hole in the ozone layer above Antarctica so watch out New Zealand!!!!!!





Feathered Raptors



Birds of prey by Jenny Allan 8D



Peregrine Falcons are the quickest bird on Earth and one of the coolest bird of prey species on Earth. When in stoop they can reach up to 200 mph and then hit their prey, breaking their necks. To protect their eyes when in stoop, a membrane covers their eyes, and air is broken up by the shape of the Peregrine Falcon's body and beak. Peregrine Falcons are a brownish grey colour, with a white chest, with black barring and a yellow beak and yellow feet/legs. They weigh between 670g and 1.1 kg and have an average wingspan of 1.2 meters. They live on all continents other than Antarctica and prefer wide-open spaces. They thrive near coasts and can be found in deserts, on tundra and can even be found on bridges and skyscrapers in large cities.

Kestrels are one of the most common birds of prey in Britain and also the smallest. They are, on average, 180 g and have a wingspan of, on average, 76 cm. They are often seen on fence posts by roads in rural areas and can often be seen hovering in the air above the ground, whilst looking for prey, resulting in them swooping down. They are a brown colour with barring with a yellow beak, a grey head and a black moustache. They are commonly found in rural areas in open, slightly vegetated areas.



FUN FACT!!

They can see UV light and use that to track rats by following their wee!

Eurasian sparrowhawk are, on average, 220 g with a wingspan, on average, 59-64 cm. They are a bluish grey with an orangey white chest with black barring and a yellow beak and yellow legs/feet. In larger more rural gardens they are occasionally spotted and more commonly seen in countryside with forest and open areas.



Osprey, a bird which went extinct in 1916 in Britain, but in the 1950s Scandinavian pairs moved into Scotland and breed and now there are just over 200 breeding pairs. They are a bird well known for their diving at water and catching fish with their talons. They are a dark colour with a white belly/chest with a white head and dark stripe on each side of their head and a yellow beak and yellow legs/feet. They have a wingspan of 180 cm and weigh an average of 1.4 kg.





Recycling Club



Eco-warrior, Mrs Cronin, SEN



Recycling club is on every Thursday lunchtime in The Conservatory from 1.45pm.

Our amazing recycling team have been creating fantastic suncatchers for the conservatory windows, and this term they have completed a splendid owl mosaic started in Term 5. It will take pride of place on The Conservatory wall, creatively made from bottle caps, sweet wrappers, old cd's and much more.

Unfortunately, the bottle recycling bin we made from bottles in Term 3 **melted in the heat** of the conservatory, however, I am sure we can make another one very soon!

We have **lots more recycling projects planned for 2019-2020**, including reusing ice lolly sticks, more plant pots, gift boxes and vases from drinks bottles. These projects, along with another couple of recycled material mosaics, should help to brighten up the school conservatory and **help reduce our carbon footprint** whilst opening all your exciting and creative minds.

Please come and join in with the fun, and remember to try to save us anything we could use for recycling club over the summer holidays...after all, there is only so much chocolate I can eat on my own to get the wrappers!!!



Barcelona: Oceania




The continent of Oceania represented in glorious art!



Aboriginal art in Oceania



In Australia, the indigenous Aboriginal art was based on important stories and symbols. These stories and symbols were painted on rocks and in caves and we saw examples in the Oceania display work by Barcelona. Dot paintings used lots of colours to symbolise the land, sky and animals around the people, and were very brightly coloured. The art depicted 'the Dreamtime' period when the people thought the world was created.





Delphi: Asia



Delphi Dragon reporter Joe Baker 7D



Asia is located to the west* of the Northern Hemisphere and it includes places like: Japan, China, most of Russia and Thailand. It is one of the world's largest continents (alongside north america) and is one of the most diverse places on the planet.
*the earth is a sphere so it has no west side

Pokemon inspired by the kitsune (fox)



Delphi's Cultural Week Activities

I explored Delphi's activities and learned some facts and information about literature and film.

Did you know that most of **East Asia's literature is mythology** based on different creatures? One creature is a Nue; a **monkey-racoon-dog-tiger-snake hybrid**, that rains disease down from a black cloud in the sky. **Pokemon Ninetales** is heavily based upon another creature called a kitsune, which if you **pull one of its nine tails, will curse you.**

In film, I found them researching the countries they are writing about. Did you know that the country Oman has many activities you can do such as: sunbathing, swimming, kitesurfing, diving, water-scooting, surfing, beachcombing, shell collecting and fishing?

"I was impressed with how deep the team went into Asian mythology."



Asian elephant art, lanterns and the Chinese 'Delphi' dragon.





Helsinki: Europe




Reported by Helsinki newshound Harry Nash-Smith 7H




Whilst in the **literature** area of the Helsinki team, I had gathered that people are **making their own Polish poems and German fairytales**. I have done some interviews and here is what I have learned from three people:



* Amelia from 7H has said that she is doing it because she found origin stories by famous poets and writers. She rates the difficulty of researching as a 4/10, as she thinks it is **hard to explore the information**, but easy as she knows how to do it.



* Megan from 7H has said that she is doing literature because poems are unique. She rates the difficulty of understanding poems as a 8/10, as the poet uses **'hard language'** that needs to be interpreted.





Neuchatel: Africa



Africa correspondent Tasneem Daud 8H



Neuchatel have created multiple outstanding pieces of work this week. From the arts to literature, everything was unique in its own way.

We know **Neuchatel has a reputation for Pride**, and have been known for their **awesome lion arts by the students**, so as the art reporter I was not surprised by the **high standard of the pieces of work**.



This flag was a piece of artwork which caught my eye.

It is so beautiful.

It was made by two students and is of many African flags mashed together.

This may look simple, but the result was beautiful. These were parts of a pyramid tomb - construction in progress. In the end, it was an opening tomb with the artwork and hieroglyphics on the interior. It was a beautiful outcome!



“Overall I am astonished by the amount of work people managed to cram into a few days, and I especially loved the arts - my favourite!”



Sorrento: South America



Sassy South America correspondent Eloise Walters 7S

In the South America area, I have found a few very interesting things from the groups of drama/dance, literature and film.

Starting with drama/dance; the groups from Sorrento are basing theirs from Rio, one naming theirs, "Rio the Musical", which includes a bit about the Rio carnival, one of my personal favourites about this area.

In literature, there is one person doing a poem anthology, including his own work and some of South America's poems. These poems are:

- Not set with a theme
- All different structures
- Different subjects, but they all link back to south America.

Another group/pair is doing Aztec beliefs as well as a bit about Uruguay.

In film, a pair is doing an advertisement about travelling to Colombia. I also found several presentations, including the potoo bird, viscacha, Rio (the film, not the city), the Children of the Sun and free salsa dance classes.

As an outsider, I find this all interesting since it is all rather different to what I thought that they do.

In film I expected them to do mini films, not advertising or presentations.

With literature, I thought they would write a mini story, but I like the idea of flipping through an anthology of a teenager's writing, and an adult's writing, and being able to compare them.



A poster about the film, "Rio", and some history about the city, Rio de Janeiro



South America's main art piece, showing the good and bad paths we as humans could follow, on either side of the iconic Rio de Janeiro statue Christ Redeemer


"It is so amazing to know that people have spent only two days on these pieces, yet did so much research - I am astounded." Eloise Walters with Ashlee Davis 7S"



Tallinn: North America



Creative impressions of North America by Tallinn





Group 4 IB Science



Jacob Cherry 11S reporting on the Year 12 project work

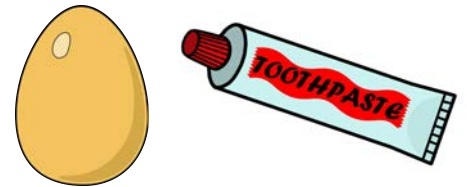
Sixth Form Science Projects - Health

There were two things that were briefly investigated: the effects toothpaste, and of mental health effects on the brain.

Effects of Toothpaste

At the health science fair, students investigated the effects of fizzy drinks on teeth, and the effects of brushing your teeth. This included an experiment which was as follows:

- Take two eggs
- Coat one egg in toothpaste - leave the other plain
- Submerge in vinegar for a few hours



Due to the similarities between eggs and teeth, eggs were used to establish effects of toothpaste on teeth in a corrosive environment. It was clear from the reactions of the students that they enjoyed this experience very much!



Mental Health

The other group of students studied the effects that five different forms of mental health can have on the brain. The five forms of mental health investigated were:

1. Anxiety
2. Depression
3. ADHD
4. Schizophrenia
5. PostTraumatic Stress Disorder



Through this investigation students learnt which different drugs are prescribed for which form of mental health. They learnt about their uses, benefits and what effects each has. Students stated how it was useful to learn this as they normally learn about the conditions but not how to treat them. Although they found this stressful, they also said it was fun to learn.



Chinese Buddy Reporters



April and Twinkle (Tasneem and Ellie's buddies) joined us this week!



China is located in the east of Asia. It has the usual tectonic, river and coastal landforms, as well as glaciers, and features like the Gobi Desert, special limestone scenery, and the Loess Plateau, and many intoxicating views.



Britain is located in Western Europe east of the Atlantic ocean. It has unique national customs, rolling mountains and lakes, rich history, diverse culture and changing climate. After coming here, we felt a lot. **We were attracted by the scenes here and intoxicated by the cultural landscape.** Here are the photos we took:



No matter what area be it in diet, housing or living environment, **there are many differences between China and Britain.** Although our cultures have some differences, we will actively accept our dissimilitude and get along with each other. **In the upcoming study during the week, we will try our best to keep pace with everyone and enjoy the colourful culture.**

British:
food and housing



Chinese:
food and housing





Ellie's Kitchen



Ellie is back in the kitchen with scrumptious CHEESE SCONES



INGREDIENTS
225g self raising flour
Pinch salt
1 tsp baking powder
55g butter
100g cheddar cheese
(I use as much cheese as I want!)
80-90 ml milk, plus extra for glazing
Extra cheese for topping the scones



1. Preheat oven with the baking tray inside to 180 degrees. In a medium-large bowl sift together the flour, salt and baking powder.
2. Cut the butter into cubes, place in the bowl and then mix with your fingertips to make breadcrumbs. Sprinkle the grated cheese (I like lots of cheese!) into the breadcrumb mixture and mix in until the cheese is evenly distributed. Try not to mix it too much as the heat from your hands may start to melt the cheese.
3. Make a well in the centre of the mixture and pour in enough milk to give a fairly soft but firm dough. Do not pour in all the milk at once as you may not need it all to get the right consistency.
4. Lightly flour a surface and roll out the dough to approximately 2 cm thick. Cut out the scones with a medium sized cutter. Brush the scone tops with the extra milk and sprinkle a little more cheese on the top of each one before putting them in the oven. Bake for 10-15 minutes.
5. **Email your finished dish to 17egolding@danecourt.kent.sch.uk**

Year 7 Sikh Trip by Jacob Rae 7H

On the 3 June 2019, Year 7 went on a trip to a Sikh Temple, a Gurdwara, called the Guru Nanak Darbar in Gravesend.

We took a coach to the temple and that took up a lot amount of the trip as the journey was over an hour - quite a change from the boring writing (no offence teachers!).

When we arrived, there were **a few rules**, such as no eating meat, not wearing shoes, being quiet, cover your hair and **always respect the temple**.

After getting our head scarfs we started to move around, visiting some sacred rooms, including the place the **Guru Granth Sahib, the Sikh holy book**, is held. We also ate lunch there and they **served us naan bread and vegetable curry** (I didn't enjoy it). After this we travelled home and that was the end...or was it? Of course, it was back to school and the normal work!

* Dan 7B said that **the trip was very nice** and he enjoyed it.

* However, another student said they would have **prefer the trip if it was more interactive**.

I would rate it a 7.5/10





Big Night Out 2



Reported by night owls Sophie Tyler 8T and Jamie Raven 9S

What is the BIG NIGHT OUT?

The BIG NIGHT OUT is a camp that is done every four years for Beavers, Cubs and Scouts, as well as Sea Scouts and Explorers.

BNO2 was on Friday 21 to Sunday 23 June 2019



This was the badge for the BNO2 this year. It was multiple designs created by Thanet Beavers, Cubs and Scouts, combined to make one badge.

What did you do on the BNO2?

There were many activities to do, some of them were there for a few hours, some were for the entire weekend. My favourite activity was the driving - yes driving real cars! Two cars from a driving school came for a few hours and we were allowed to drive them in the field (there was a taped off area, so it was safe).

What other things could you do?

Archery, rifle shooting, laser tag in an inflatable area, axe throwing (YES!), shooting, stress ball making, pillow jump, zorbing, cavebus and climbing. And that is just what I can remember! There were other activities run by the different groups, like the gun run or mopball.

Where did you camp?

We camped at Quex Park, behind the museum, again. There is always a traffic jam as everyone is trying to get in and out. There was also a car crash but luckily no-one was hurt.

Did you sleep in tents, and if so, did you have to put them up yourselves?

Yes, we did. However, my group had most of them up as the leaders were putting them up during the day - yay! We did have a few things to do, but it was mainly done. In Explorers, we were putting our own tents up which we did so badly that we had to abandon one tent we managed to break!

Were there any other events?

Loads. There was a disco the first night, a band the second night and a silent disco both nights. We had to do a flag break as well.

Editor: Why would anyone need, or want to break a flag?!



How to Rig a Dinghy



Super Sailors Joe Baker 7D and Izzy Denby 7N

Hello, and welcome back to our sailing page. We have not been able to write since our debut article due to lack of time, but here we are! In this article we will be covering the process of **rigging a basic dinghy**, and we have used Izzy's **RS Tera** as an example, as mine was all the way down the other end of the boat park, and I could not be bothered to walk the extra 10 meters. **If you are an intelligent person**, you can adapt this guide to other types of boats, the principles are the same. Try to keep up!

A crash course in boat rigging

Boats run on wind, so you need a way to harness that wind, hence the sail was born, in this step by step tutorial you will learn to put together the key parts of the boat so it doesn't sink. **If you muck this part up, the boat will not sail and everyone will laugh at how inexperienced you are.**



Step 1: The Mast

The mast is the most important bit on a boat, it has a sail on it so you move. Place the tip of the mast into the hole near the front of the boat. Twist it until the notch goes into to groove on the rear of the mast hole - if not, try again



Step 2: The Boom

So you've put in the mast and now you need to do the next most relevant piece of the boat, the **BOOM**, named after the noise it makes after it hits you in the head, clip this onto the bit in the mast just below the actual sail, there is also a little contraption on the boom called the kicker, clip that to the corresponding bit on the mast.



Step 4: The Foils

Foils are the two bits that stick out of the bottom of the boat, the one without the rudder coming out of it must go in the slit in the middle of the boat (but **only** when you are on the water) the second clips onto the back, but make sure the rudder goes under the rope at the rear of the boat.



Step 5: The Sail

Making sure the boat is pointing into the wind, not sure? Look where other boats are pointing. Then you must undo the sail from the mast until it is completely unraveled, hook the hole at the end of the sail onto the hook on the mast (**Top tip**: if the sail flaps, you are pointing into the wind).

Step 3: The Ropes This is where things get complicated. In the middle of the boat you have a block, a wheel with a spring in the base, and you need to thread your mainsheet, which is the big long rope. You need to tie a figure of 8. You need to thread the rope through the smaller block on the underside of the boom. Then, through the two loops on the padded segment of it. Next, you must thread the rope through a block on the end of the boom, the one with the smaller wheel on the bottom of it. Then, thread the rope through the block attached to the piece of rope that spans the length of the boats rear, and finally through the smaller block attached to the block on the end of the boom - tie a figure of eight.




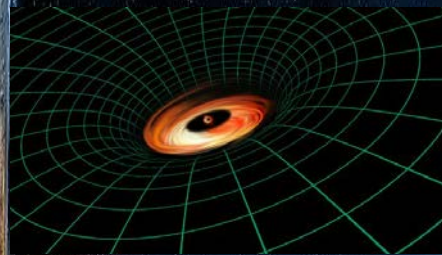
Final Adjustments: You are almost ready to go sailing, but you need to fine tune your boat to give you its optimum performance. This can be done with the downhall and outhall. The downhall, which is on the base of the mast - pull down on it to tighten it. The downhall, along with the outhall (the thin rope on the boom), should be tight in heavy winds, and loose in light ones, the kicker should remain tight (depending on weather).

NEWS

Recently a black hole has been discovered in galaxy NGC 3147 - located 130 million light years away. The strange thing is that there is a thin disk circling around it, even though it is a starving black hole and they do not create disks as large as those.

Space

By Ethan Ryan 7H



On the 20 July it will be 50 years since the first moon landing in 1969 by the Apollo 11 team.



SpaceX project is in development to allow for commercial space flights - **BOOK NOW!**



Top Tips for September



Positivity guru Eloise Walters 7S helps guide you into the new school year

Back to School

As I know, starting a new school year can be very daunting, so I have created a list of tips to help through your first week or two, or even the whole year.

Tip number uno (1):

Don't be scared to ask anyone for help.

Everyone is kind here and won't mind pointing you in the right direction.

At first, this school can seem rather large, including 8 plazas, three field areas, the Heart and the PE building, but once you know your way around, it becomes like second nature.



Tip number dos (2):

Don't change yourself for popularity or because someone thinks you need to change.

You are the way you are supposed to be, and no one can change that.

From experience of my year here, I know that everyone will, more than likely, try to change themselves or hide their true selves.

Why? Because they want to be popular and fit in, but the quote, "You can't blend in when you were born to stand out," should be mentioned to every Year 7 or newcomer at the beginning of their time here. It is very true and you should never think you need to change yourself for others when you are much better just being yourself.

Tip number tres (3):

Don't listen to mean comments on your:

*** Appearance * Voice * Behaviours * Sexuality * Anything else**

It doesn't matter how you look because you are unique just the way you are.

Your voice only changes because it is what the human body does, everyone will experience it so don't be ashamed of it.

You may act crazy but you are being you and that's all that matters. Same with your sexuality. You should be proud of who you are.

"Just when the caterpillar thought the world was ending, he turned into a butterfly."

